

**MCLEOD & COMPANY LIMITED**

Script Code : - Class of Security : Equity  
 Quarter ended: 30/06/2015

Partly paid-up shares:-	No of partly paid-up shares	As a % of Total No of partly paid-up shares	As a % of Total No of shares of the company
Held by promoter/promoter group	Nil	Nil	Nil
Held by public	Nil	Nil	Nil
<b>Total</b>	<b>Nil</b>	<b>Nil</b>	<b>Nil</b>

Outstanding convertible securities:-	No of Outstanding securities	As a % of Total No of outstanding convertible securities	As a % of Total No of shares of the company, assuming full conversion of the convertible securities
Held by promoter/promoter group	Nil	Nil	Nil
Held by public	Nil	Nil	Nil
<b>Total</b>	<b>Nil</b>	<b>Nil</b>	<b>Nil</b>

Warrants:-	No of warrants	As a % of Total No of warrants	As a % of Total No of shares of the company, assuming full conversion of warrants
Held by promoter/promoter group	Nil	Nil	Nil
Held by public	Nil	Nil	Nil
<b>Total</b>	<b>Nil</b>	<b>Nil</b>	<b>Nil</b>

Total paid-up capital of the company, assuming full conversion of warrants and convertible securities


48288 Shares of Rs.100/- each



**MCLEOD & COMPANY LIMITED**

Scrip Code : - Name of the Scrip : ICSE1 Class of Security : Equity Face Value : Rs. 100/-  
 (I)(a) Statement showing Shareholding Pattern Quarter ended: 30/06/2015

Category Code (I)	Category of Shareholder (II)	No of Share-holders (III)	Total No of Shares (IV)	No of Shares held in Demat Form (V)	Total shareholding as a % of Tot Shrs		Shares pledged or otherwise encumbered		
					As a % of (A+B) (VI)	As a % of (A+B+C) (VII)	Shares (VIII)	As a % of (IV) (IX)	
<b>A.Promoter and Promoter Group</b>									
<b>1.Indian</b>									
	a. Individuals/Hindu Undivided Family	21	28154	7601	58.3043	58.3043	Nil	Nil	
	b. Central/State Government(s)								
	c. Bodies Corporate	11	14980		31.0222	31.0222	Nil	Nil	
	d. Financial Institutions/Banks								
	e. Any Other								
	<b>Sub Total (A1)</b>	<b>32</b>	<b>43134</b>	<b>7601</b>	<b>89.3265</b>	<b>89.3265</b>	<b>Nil</b>	<b>Nil</b>	
<b>2.Foreign</b>									
	a. Individuals (NRI/Foreign Individuals)								
	b. Bodies Corporate								
	c. Institutions								
	d. Qualified Foreign Investor								
	e. Any other								
	<b>Sub Total (A2)</b>								
	<b>Total Shareholding of Promoter and Promoter Group A=(A)(1)+(A)(2)</b>	<b>32</b>	<b>43134</b>	<b>7601</b>	<b>89.3265</b>	<b>89.3265</b>	<b>Nil</b>	<b>Nil</b>	
<b>B.Public Shareholding</b>									
<b>1.Institutions</b>									
	a. Mutual Funds/UTI								
	b. Financial Institutions/Banks	7	2799		5.7965	5.7965			
	c. Central/State Government(s)								
	d. Venture Capital Funds								
	e. Insurance Companies								
	f. Foreign Institutional Investors								
	g. Foreign Venture Capital Investors								
	h. Qualified Foreign Investor								
	i. Any Other								
	<b>Sub Total (B1)</b>	<b>7</b>	<b>2799</b>		<b>5.7965</b>	<b>5.7965</b>			
<b>2.Non-Institutions</b>									
	a. Bodies Corporate	10	237	6	4.908	4.908			
	b. Individuals holding								
	i. Nominal Share Capital up to Rs.1 Lakh	110	2118	175	4.3862	4.3862			
	ii. Nominal Share Capital in excess of Rs.1 Lakh								
	c. Qualified Foreign Investor								
	d. Any Other								
	<b>Sub Total (B2)</b>	<b>120</b>	<b>2355</b>	<b>181</b>	<b>4.877</b>	<b>4.877</b>			
	<b>Total Public Shareholding B=(B)(1)+(B)(2)</b>	<b>127</b>	<b>5154</b>	<b>181</b>	<b>10.6735</b>	<b>10.6735</b>			
	<b>Total (A)+(B)</b>	<b>159</b>	<b>48288</b>	<b>7782</b>	<b>100.0000</b>	<b>100.0000</b>			



Scrip Code : - Class of Security : Equity  
 (F)(a) Statement showing Shareholding Pattern

Face Value : Rs. 100/-  
 Quarter ended: 30/06/2015


Category Code (I)	Category of Shareholder (II)	No of Share-holders (III)	Total No of Shares (IV)	No of Shares held in Demat Form (V)	Total shareholding as a % of Tot Shrs		Shares pledged otherwise encashe	
					As a % of (A + B) (VI)	As a % of (A+B+C) (VII)	Shares (VIII)	As (IX)=(V)/(IV)*100
C. Shares held by Custodian & against which Depository Receipts have been issued								
	1. Promoter and Promoter Group		Nil	Nil	Nil		Nil	
	2. Public		Nil	Nil	Nil		Nil	
	<b>Grand Total (A)+(B)+(C)</b>		159	48288	7782		100.0000	



1. Indian

a. Individuals/Hindu Undivided Family

Sr. No	Name of the Shareholder	Details of Shares held			Encumbered shares		Details of warrants		Details of convertible securities		Total (inc. unde. shar. n. con. of w. and ible ties of d. shar.)
		No. of Shares held	As a % of Grand Total (A)+(B)+(C)	No.	As a %	As a % of Grand Total (A)+(B)+(C) of sub clause (I)(a)	No. of Warrants held	As a % of total no. of warrants of the same class	No. of convertible securities held	As a % of total no. of convertible securities of the same class	
(I)	(II)	(III)	(IV)	(V)	(VI)= (V)/100	(VII)	(VIII)	(IX)	(X)	(XI)	(XII)
1	MR DHARAT BAJORIA	4549	9.4206		Nil	Nil	Nil	Nil	Nil	Nil	9
2	SHARAD BAJORIA	3001	7.8715		Nil	Nil	Nil	Nil	Nil	Nil	7
3	SRI BHAGAWATI PRASAD BAJORIA	3773	7.8135		Nil	Nil	Nil	Nil	Nil	Nil	7
4	SRI RAMENDRA BAJORIA	3194	6.6145		Nil	Nil	Nil	Nil	Nil	Nil	6
5	KRISHNA KUNAR BAJORIA	2350	4.8666		Nil	Nil	Nil	Nil	Nil	Nil	4
6	RAGHAV BAJORIA	2350	4.8666		Nil	Nil	Nil	Nil	Nil	Nil	4
7	MRS. SANGITA BAJORIA	1909	3.9534		Nil	Nil	Nil	Nil	Nil	Nil	3
8	VIVEK BAJORIA	1450	3.0020		Nil	Nil	Nil	Nil	Nil	Nil	3
9	SMT. SAVITRI DEVI BAJORIA	1279	2.6487		Nil	Nil	Nil	Nil	Nil	Nil	2
10	MR RAJENDRA BAJORIA	960	1.9881		Nil	Nil	Nil	Nil	Nil	Nil	1
11	MR ANAND BAJORIA	696	1.4414		Nil	Nil	Nil	Nil	Nil	Nil	1
12	MR. DEVENDRA BAJORIA	610	1.2633		Nil	Nil	Nil	Nil	Nil	Nil	1
13	SMT. DIWA DEVI BAJORIA	525	1.0872		Nil	Nil	Nil	Nil	Nil	Nil	1
14	MR. NARENDRA BAJORIA	295	.6109		Nil	Nil	Nil	Nil	Nil	Nil	1
15	MR. CHIRANJI LALL BAJORIA	210	.4349		Nil	Nil	Nil	Nil	Nil	Nil	
16	SRI CHIRANJI LALL BAJORIA	100	.2071		Nil	Nil	Nil	Nil	Nil	Nil	
17	MRS. LELAWATI BAJORIA	50	.1035		Nil	Nil	Nil	Nil	Nil	Nil	
18	SRI SHYAM LALL BAJORIA	50	.1035		Nil	Nil	Nil	Nil	Nil	Nil	
19	MR. B.P. BAJORIA	1	.0021		Nil	Nil	Nil	Nil	Nil	Nil	
20	MR. B. P. BAJORIA	1	.0021		Nil	Nil	Nil	Nil	Nil	Nil	
21	MR. B. P. BAJORIA	1	.0021		Nil	Nil	Nil	Nil	Nil	Nil	
Total :		28154	58.3043		Nil	Nil	Nil	Nil	Nil	Nil	58



1. Indian  
c. Bodies Corporate


Details of Shares held      Encumbered shares      Details of warrants      Details of convertible securities

Sr No	Name of the Shareholder	Details of Shares held		Encumbered shares			Details of warrants		Details of convertible securities	
		No of Shares held	As a % of Grand Total (A)+(B)+(C)	No.	As a %	As a % of Grand Total (A)+(B)+(C) of sub clause (C)	No of Warrants held	As a % of total no of warrants of the same class	No of convertible securities held	As a % of total no of convertible securities of the same class
(I)	(II)	(III)	(IV)	(V)	(VI)= (V)/ (III)*100	(VII)	(VIII)	(IX)	(X)	(XI)
1	M/S. ANUDEEP INV.CO.LTD.	5240	10.8516	Nil	Nil	Nil	Nil	Nil	Nil	Nil
2	DAVENPORT CO.PVT.LTD	4226	8.7517	Nil	Nil	Nil	Nil	Nil	Nil	Nil
3	M/S TEESTA VALLEY TEA CO. LTD.	1818	3.7649	Nil	Nil	Nil	Nil	Nil	Nil	Nil
4	DAVENPORT CO.PVT.LTD	1414	2.9283	Nil	Nil	Nil	Nil	Nil	Nil	Nil
5	M/S. SNEH PRADHA EXPORTS LTD	798	1.6526	Nil	Nil	Nil	Nil	Nil	Nil	Nil
6	KANKURA DANDODAR RIVER KLV.	750	1.5532	Nil	Nil	Nil	Nil	Nil	Nil	Nil
7	BARAKHAT INV.CO.PVT.LTD	532	1.1017	Nil	Nil	Nil	Nil	Nil	Nil	Nil
8	CLASSIQUE TRADE HOLDING LTD	184	.3810	Nil	Nil	Nil	Nil	Nil	Nil	Nil
9	DAJURIA PROPERTIES LTD	8	.0166	Nil	Nil	Nil	Nil	Nil	Nil	Nil
10	KANKACKPORE INV.CO.P.LTD	5	.0104	Nil	Nil	Nil	Nil	Nil	Nil	Nil
11	THE RIDGE RIDGE INV.CO.P.LTD	5	.0104	Nil	Nil	Nil	Nil	Nil	Nil	Nil
Total :		14980	31.0222	Nil	Nil	Nil	Nil	Nil	Nil	Nil



(I)(C)(i) Statement showing holding of securities (including shares, warrants, convertible securities) of persons belonging to the category "Public" and holding more than 1% of the total no of shares

Sr No	Name of the Shareholder	No of Shares held	Details of warrants		Details of convertible securities			Total shares (including underlying shares assuming full conversion of warrants and convertible securities) as a % of diluted share capital
			Shares as a % of total no of shares (i.e., Grand Total (A)+(B)+(C) indicated in Statement at para (I) (a) above?	No of Warrants held	As a % of total no of Warrants of the same class	No of convertible securities held	% warrant total no of convertible securities of the same class	
1	BANK OF BARODA	875	1.8120	Nil	Nil	Nil	Nil	1.8120
2	BANK OF BARODA	841	1.7416	Nil	Nil	Nil	Nil	1.7416
3	PUNJAB NATIONAL BANK	677	1.4020	Nil	Nil	Nil	Nil	1.4020
Total		2393	4.9557	Nil	Nil	Nil	Nil	4.9557



MCLEOD & COMPANY LIMITED

Physical / NSDL / CDSL Summary Report as on 30/06/2015

	Holdings	Shares	% age
Physical :	146	40506	83.8842
NSDL :	13	7782	16.1158
	159	48288	100.0000

